


# COMPOSTABLE INNOBOX EDGE™


GET A SUSTAINABLE EDGE ON THE COMPETITION



- ◆ BPI-certified and CMA-accepted commercially compostable\* (*\*Facilities may not exist in all areas*)
- ◆ Made from 100% recycled paperboard, including at least 95% post-consumer recycled content
- ◆ Inner PLA lining and our unique, inside corner folds create strong corners and protect against leaks
- ◆ Patented, innovative reverse lock closure eliminates the need for tape or rubber bands (*US Patent No. D777,029*)
- ◆ Patented, tear-away flaps improve the consumer experience (*US Patent Nos. D876,951 and 10,829,262*)
- ◆ Cartons come nested for easy setup
- ◆ Optimized case packs improve shipping, storage, and handling efficiency
- ◆ Free of intentionally added PFAS
- ◆ **CUSTOM PRINT PROGRAM:** Customize eligible items with your brand and design (up to 8 colors)

8/24

 Hot Food Friendly  
 Cold Food Friendly

 Leak Resistant

 Custom Printing


 BPI Certified Compostable

# WHY CHOOSE INNOBOX EDGE™?

## INNOBOX EDGE ADVANTAGE

Inside corner folds set the INNOBOX EDGE apart from other cartons. Why set them inside?

- ◆ Creates a streamlined edge
- ◆ Strengthens corners
- ◆ Protects against leaks



## PERF-ECTION: TEAR-AWAY FLAPS!\*

Turn the INNOBOX EDGE into a food tray in four easy tears.

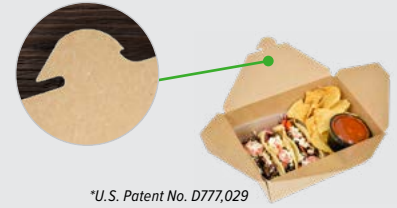
- ◆ Perforated flaps tear easily
- ◆ Removing the flaps improves the customer experience

\*U.S. Patent Nos. 10,829,262 & D876,951



## THE MOST SECURE CLOSURE

The Reverse Lock Closure\* keeps the INNOBOX EDGE closed and prevents spills and messes when in transit.



\*U.S. Patent No. D777,029

## THE IMPACT OF OPTIMIZED INNOBOX EDGE CASE PACKS — SAVINGS!

- ◆ Optimized case mean smaller, lighter cases making storage and lifting easier
- ◆ Optimized case mean more product fits on every pallet and on every truck
- ◆ Optimized case packs reduce wasted space and improve efficiency

# COMPOSTABLE INNOBOX EDGE™



## COMPOSTABLE INNOBOX EDGE CUSTOM MOQ: STARTING AT 100,000 PCS.

ITEM NUMBER	ITEM	SIZE	CAPACITY	MATERIAL & DESCRIPTION	CASE PACK
196151743	#1 INNOBOX EDGE	4.375" x 3.562" x 2.5"	22 fl. oz.	Compostable Brown Kraft, PLA-Lined, Nested	180 (3/60)
191619813	#2 INNOBOX EDGE	7.75" x 5.5" x 1.875"	36 fl. oz.	Compostable Brown Kraft, PLA-Lined, Nested	140 (2/70)
194475091	#3 INNOBOX EDGE	7.625" x 5.375" x 2.5"	56 fl. oz.	Compostable Brown Kraft, PLA-Lined, Nested	130 (2/65)
194503177	#4 INNOBOX EDGE	7.75" x 5.5" x 3.5"	75 fl. oz.	Compostable Brown Kraft, PLA-Lined, Nested	90 (2/45)
193408012	#8 INNOBOX EDGE	6" x 4.75" x 2.5"	29 fl. oz.	Compostable Brown Kraft, PLA-Lined, Nested	130 (2/65)